



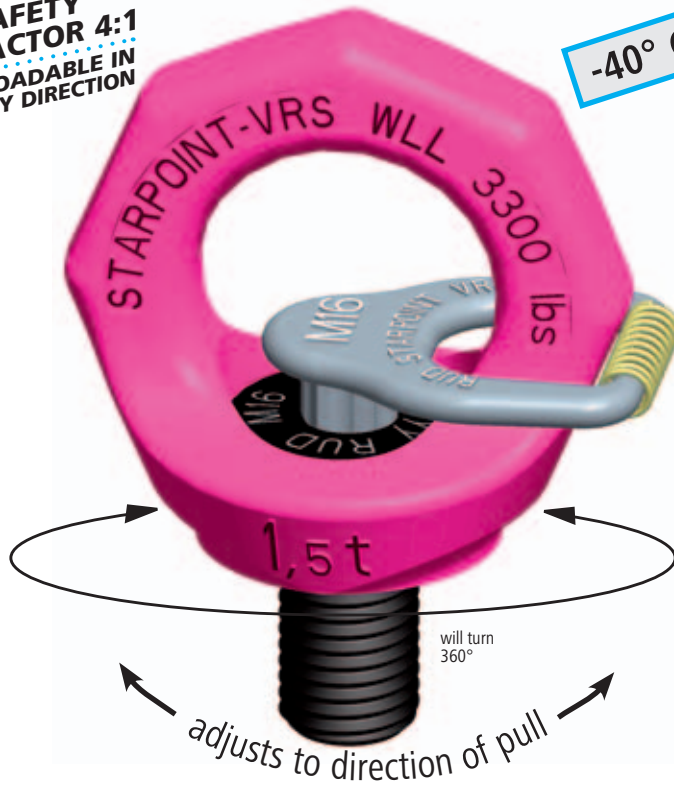
Lifting Points - for bolting - »STARPOINT« - VRS -



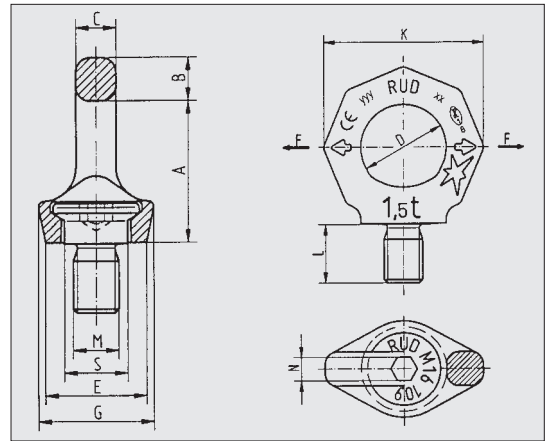

- ...the absolute **STAR** among eye bolts -

Complies with the machinery directives 2006/42/EG

4 SAFETY FACTOR 4:1
LOADABLE IN ANY DIRECTION



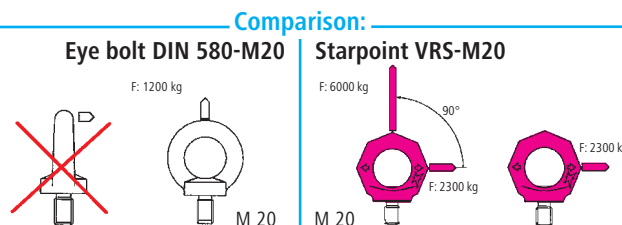
-40° C



Type	WLL F (t)	Weight (kg)	A	B	C	D	E	G	K	L	M	N	S	Ref.-No. VRS	Ref.-No. VRS-F
VRS-M 6	0.1	0.06	27	9	7	20	23	28	37	9	6	6	13	79 00 909	79 00 906
VRS-M 8	0.3	0.1	34	11	8.5	25	25	32	47	12	8	6	16	71 00 554	85 00 911
VRS-M10	0.4	0.1	34	11	8.5	25	25	32	47	15	10	6	16	71 00 555	71 04 029
VRS-M12	0.75	0.2	42	13	10	30	30	34	56	18	12	8	20	71 00 556	71 01 313
VRS-M14	0.75	0.2	42	13	10	30	30	34	56	18	14	8	20	79 99 337	79 99 330
VRS-M16	1.5	0.3	49	15	14	35	35	40	65	24	16	10	23.5	71 00 558	71 01 314
VRS-M18	1.5	0.3	49	15	15	35	35	40	65	24	18	10	23.5	79 92 219	-
VRS-M20	2.3	0.5	57	17	16	40	42	50	75	30	20	12	29	71 00 559	71 01 315
VRS-M22	2.3	0.5	57	17	16	40	42	50	75	30	22	12	29	-	79 92 197
VRS-M24	3.2	0.9	70	21	19	48	50	60	90	36	24	14	35	71 00 560	71 01 316
VRS-M27	3.2	0.9	70	21	19	48	48	60	90	36	27	14	35	-	79 94 138
VRS-M30	4.5	1.7	86	26	24	60	60	75	112	45	30	17	44	71 00 561	71 01 317
VRS-M33	4.5	1.8	86	36	24	60	60	75	112	45	33	17	41.5	-	79 93 439
VRS-M36	7	2.9	103	32	29	72	75	90	135	54	36	22	53	79 84 198	79 84 201
VRS-M42	9	4.6	120	38	34	82	85	105	158	63	42	24	61.5	79 84 199	79 84 202
VRS-M48	12	7.0	137	43	38	94	100	120	180	72	48	27	70.5	79 84 200	79 84 203
VRS-1/4"-20UNC	0.1	0.06	27.5	9	7	20	23	27	37	9	1/4"	7/32"	13	79 99 105	-
VRS-5/16"-18UNC	0.3	0.1	34	11	8.5	25	25	28	47	12	5/16"	1/4"	14	-	79 99 106
VRS-3/8"-16UNC	0.4	0.1	34	11	8.5	25	25	28	47	15	3/8"	1/4"	15	71 03 959	71 04 480
VRS-7/16"-14UNC	0.4	0.12	34	11	8.5	25	25	28	47	15	7/16"	1/4"	15	79 03 118	-
VRS-1/2"-13UNC	0.75	0.2	42	13	10	30	30	34	56	18	1/2"	5/16"	18	71 03 960	71 04 481
VRS-5/8"-11UNC	1.5	0.3	49	15	14	35	35	40	65	24	5/8"	3/8"	22	71 03 961	71 04 482
VRS-3/4"-10UNC	2.3	0.5	57	17	16	40	40	50	75	30	3/4"	1/2"	27.5	71 03 962	71 04 483
VRS-7/8"-9UNC	2.3	0.6	57	17	16	40	40	50	75	32	7/8"	1/2"	27.5	71 03 963	71 04 484
VRS-1"-8UNC	3.2	0.9	69	21	19	48	48	60	90	36	1"	9/16"	33	71 03 964	71 04 485
VRS-1 1/4"-7UNC	4.5	1.7	86	26	24	60	60	75	112	45	1 1/4"	5/8"	41.5	71 03 965	71 04 486
VRS-1 1/2"-6UNC	7	2.9	103	32	29	72	75	90	135	54	1 1/2"	7/8"	49.5	71 03 966	71 04 487
VRS-1 3/4"-5UNC	9	4.6	120	38	34	82	85	105	158	63	1 3/4"	1"	58	71 03 967	71 04 488
VRS-2"-4.5UNC	12	7.0	137	43	38	94	100	120	180	72	2"	1 1/8"	66	71 03 968	71 04 489

Further sizes available on request.

Attention: Lateral forces with standard eye bolts acc. to DIN 580 are forbidden! In case of multiple leg suspensions, 2-leg and 3/4-legs, the ring-eye plane of the ring bolt must be in the direction of pull. This is not likely to be the case if standard eye bolts are tightened.



This is only possible with RUD- STARPOINT eye bolt, because it can be adjusted in pull direction in tightened condition! In case of flipping fixtures dies and molds, under full load, we recommend that our double ball bearing power point collection be used.
Attention: Refer to RUD user instructions!

Subject to technical alternations!